

Scaled data based on original data using  
LM-79-08 Approved Method: Electrical and Photometric Measurements of Solid-  
State Lighting Products

Test Report Prepared for  
Cooper Lighting Solutions  
(formerly Eaton)

Brand: McGRAW-EDISON

Report Number: P228367

Luminaire Tested: **ISS-AF-1200-LED-E1-SL4-7060**

Issue Date: 3/3/2020

**Test Information**

Test Method: LM-79-08  
Report Number: P228367  
TEST IS SCALED FROM IESNA LM-79-08 TEST DATA (P29763)  
Test Lab: INNOVATION CENTER-P2  
Issue Date: 3/3/2020  
Manufacturer: COOPER LIGHTING SOLUTIONS (FORMERLY EATON)  
Product Line: MCGRAW-EDISON  
Catalog Number: ISS-AF-1200-LED-E1-SL4-7060  
Description: IMPACT ELITE LED QUATER SPHERE LUMINAIRE  
LIGHT SQUARE WITH ACCULED OPTICS-TYPE IV W/SPILL CONTROL  
Light Source: (16) 5700K CCT, 70 CRI LEDs  
Ballast/Driver: ELECTRONIC DRIVER

**Summary**

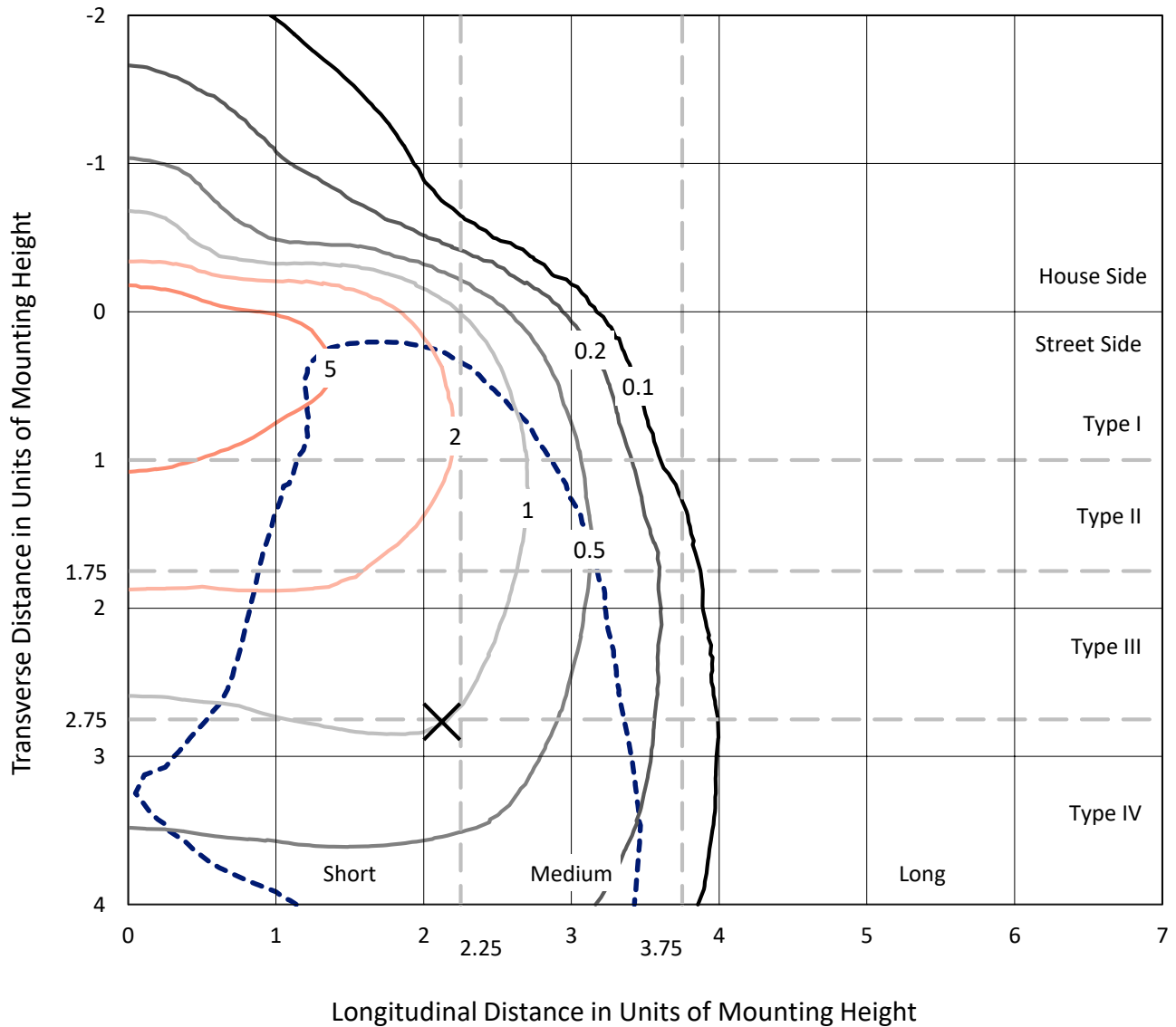
Lumens per Lamp: N/A  
Luminaire Lumens: 5818 lumens  
Efficiency: N/A  
Efficacy: 88.2 lumens/watt  
Luminous Opening: Rectangular (W 0.5' x L: 0.5' x H: 0')  
IES Classification: Type IV - Short - Non-Cutoff  
BUG Rating: B1 - U0 - G2  
  
Input Watts (W): 66  
Input Voltage (V): 120  
Input Current (Ain): NR  
Voltage Rise (V): NR  
Power Factor: NR  
Total Harmonic Distortion (THDi): NR  
Frequency (hertz): 60  
Stabilization Time: NR  
Operation Time: NR  
Ambient Temperature (°C): NR  
Test Distance: 25 FT



REPORT NUMBER: P228367  
 CATALOG NUMBER: ISS-AF-1200-LED-E1-SL4-7060

### Iso-Footcandle Lines of Horizontal Illumination

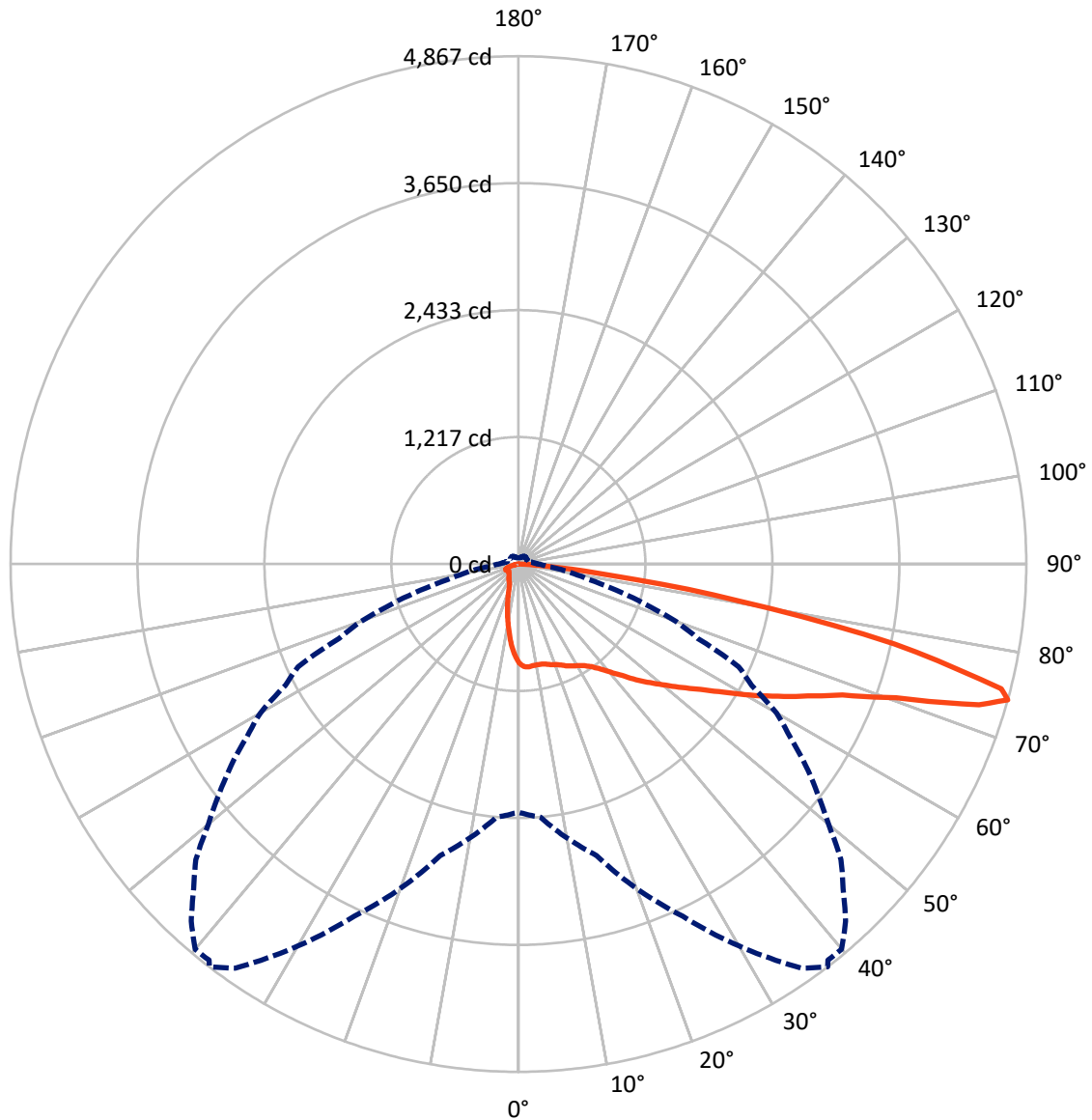
× Max cd  
 - - - 1/2 Max cd



Based on 10 foot mounting height. Maximum calculated value = 10 fc  
 Type IV - Short - Non-Cutoff

REPORT NUMBER: P228367  
CATALOG NUMBER: ISS-AF-1200-LED-E1-SL4-7060

### Luminous Intensity Polar Plot



— Vertical Plane Through 37.5-Deg Lateral    - - - Horizontal Cone Through 74-Deg Vertical

REPORT NUMBER: P228367

CATALOG NUMBER: ISS-AF-1200-LED-E1-SL4-7060

**FLUX DISTRIBUTION:**

		Downward	Upward	Total
<b>House Side</b>	Lumens	689.9	0.0	689.9
	% Fixture	11.9	0.0	11.9
<b>Street Side</b>	Lumens	5128.1	0.0	5128.1
	% Fixture	88.1	0.0	88.1
<b>Total</b>	Lumens	5818.0	0.0	5818.0
	% Fixture	100.0	0.0	100.0

**Coefficient of Utilization**

**ZONAL LUMENS:**

Zone	Lumens	% Fixture
0°-10°	82.7	1.4
10°-20°	210.6	3.6
20°-30°	326.3	5.6
30°-40°	484.0	8.3
40°-50°	744.5	12.8
50°-60°	1100.5	18.9
60°-70°	1467.0	25.2
70°-80°	1266.3	21.8
80°-90°	136.2	2.3
90°-100°	0.0	0.0
100°-110°	0.0	0.0
110°-120°	0.0	0.0
120°-130°	0.0	0.0
130°-140°	0.0	0.0
140°-150°	0.0	0.0
150°-160°	0.0	0.0
160°-170°	0.0	0.0
170°-180°	0.0	0.0
0°-90°	5818.0	100.0
0°-180°	5818.0	100.0



REPORT NUMBER: P228367

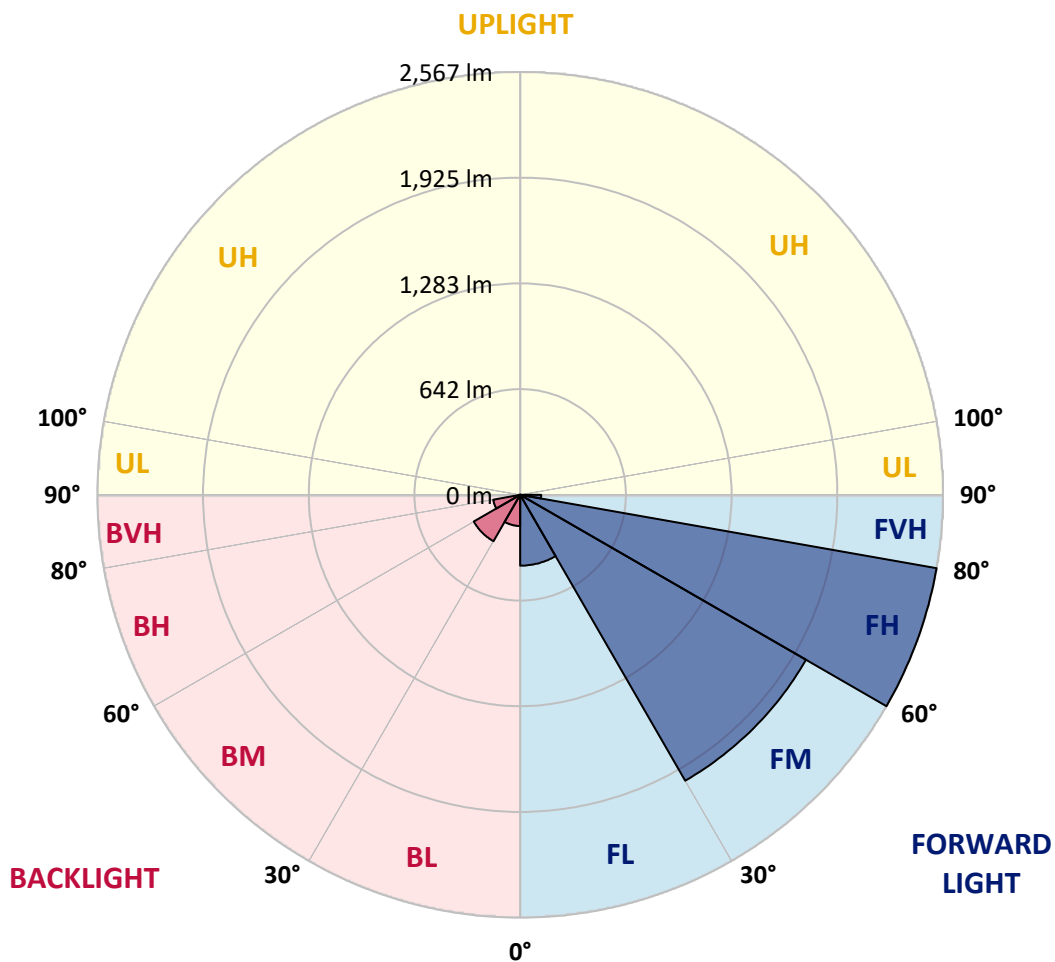
CATALOG NUMBER: ISS-AF-1200-LED-E1-SL4-7060

**LUMINAIRE CLASSIFICATION SYSTEM LUMEN TABLE AND BUG RATING:**

Zone	Lumens	% Fixture	Zone Rating/Lumen Limit		
			B	U	G
FL (0°-30°)	430.1	7.4			
FM (30°-60°)	2003.9	34.4			
FH (60°-80°)	2566.9	44.1			G2/5000
FVH (80°-90°)	127.2	2.2			G2/225
BL (0°-30°)	189.4	3.3	B1/500		
BM (30°-60°)	325.2	5.6	B1/1000		
BH (60°-80°)	166.3	2.9	B1/500		G1/500
BVH (80°-90°)	9.0	0.2			G0/10
UL (90°-100°)	0.0	0.0		U0/0	
UH (100°-180°)	0.0	0.0		U0/0	

**BUG Rating: B1-U0-G2**

Type IV Short





REPORT NUMBER: P228367

CATALOG NUMBER: ISS-AF-1200-LED-E1-SL4-7060

**CANDELA DISTRIBUTION (FULL):**

	0°	5°	15°	25°	35°	37.5°	38°	40°	42.5°	45°	47.5°
0°	949.4	949.4	949.4	949.4	949.4	949.4	949.4	949.4	949.4	949.4	949.4
2.5°	1003.7	1001.5	997.2	995.0	990.7	984.2	990.7	982.0	977.6	982.0	973.3
5°	1021.1	1018.9	1014.6	1005.9	1001.5	990.7	997.2	986.3	984.2	988.5	977.6
7.5°	1023.3	1018.9	1012.4	1001.5	997.2	984.2	988.5	975.5	971.1	975.5	969.0
10°	1016.8	1014.6	1008.1	990.7	986.3	982.0	979.8	971.1	969.0	966.8	964.6
12.5°	1005.9	1005.9	1001.5	995.0	992.9	984.2	986.3	977.6	979.8	975.5	971.1
15°	1001.5	999.4	1003.7	1008.1	1008.1	995.0	1003.7	997.2	992.9	995.0	988.5
17.5°	997.2	999.4	1014.6	1023.3	1027.6	1014.6	1027.6	1014.6	1005.9	1016.8	1005.9
20°	995.0	1001.5	1027.6	1047.2	1049.3	1027.6	1049.3	1027.6	1027.6	1040.7	1021.1
22.5°	1005.9	1016.8	1053.7	1075.4	1079.8	1051.5	1077.6	1049.3	1049.3	1060.2	1040.7
25°	1040.7	1051.5	1092.8	1116.7	1112.3	1081.9	1105.8	1077.6	1075.4	1088.4	1062.4
27.5°	1086.3	1101.5	1140.6	1162.3	1147.1	1105.8	1140.6	1099.3	1099.3	1118.9	1084.1
30°	1151.5	1162.3	1197.1	1199.2	1179.7	1129.7	1168.8	1123.2	1116.7	1151.5	1108.0
32.5°	1223.1	1231.8	1257.9	1242.7	1214.5	1162.3	1207.9	1153.6	1151.5	1188.4	1138.4
35°	1299.2	1307.9	1316.6	1290.5	1264.4	1207.9	1257.9	1203.6	1201.4	1242.7	1194.9
37.5°	1377.4	1377.4	1377.4	1347.0	1329.6	1275.3	1320.9	1277.5	1273.1	1316.6	1270.9
40°	1440.4	1444.7	1438.2	1410.0	1401.3	1362.2	1401.3	1362.2	1368.7	1407.8	1370.9
42.5°	1492.5	1496.9	1499.1	1475.2	1483.9	1462.1	1492.5	1464.3	1466.5	1509.9	1488.2
45°	1544.7	1542.5	1559.9	1553.4	1579.4	1581.6	1599.0	1588.1	1592.5	1625.1	1618.6
47.5°	1599.0	1588.1	1607.7	1635.9	1683.7	1698.9	1709.8	1714.1	1731.5	1746.7	1761.9
50°	1651.1	1640.3	1653.3	1716.3	1792.4	1824.9	1827.1	1848.8	1868.4	1890.1	1920.5
52.5°	1705.5	1696.8	1709.8	1798.9	1920.5	1966.2	1959.6	1996.6	2024.8	2048.7	2098.7
55°	1761.9	1753.3	1766.3	1898.8	2057.4	2120.4	2113.9	2166.0	2220.3	2229.0	2285.5
57.5°	1816.3	1805.4	1842.3	2016.1	2220.3	2315.9	2285.5	2365.9	2418.1	2413.7	2491.9
60°	1874.9	1866.2	1924.9	2159.5	2424.6	2548.4	2502.8	2609.2	2646.2	2631.0	2704.8
62.5°	1931.4	1929.2	2027.0	2326.8	2672.2	2791.7	2750.5	2843.9	2869.9	2850.4	2887.3
65°	1983.5	1996.6	2137.8	2494.1	2911.2	3048.1	2991.6	3085.0	3115.4	3100.2	3163.2
67.5°	2070.4	2085.7	2274.7	2707.0	3206.7	3347.9	3300.1	3397.9	3443.5	3439.2	3508.7
70°	2198.6	2226.9	2476.7	3009.0	3656.4	3836.7	3810.7	3930.1	4040.9	4032.3	4101.8
72.5°	2422.4	2468.0	2809.1	3478.3	4395.1	4614.5	4584.1	4651.4	4631.9	4473.3	4345.1
74°	2378.9	2435.4	2891.7	3723.8	4727.5	4866.5	4816.5	4818.7	4640.6	4399.4	4193.0
75°	2220.3	2279.0	2772.2	3693.3	4703.6	4779.6	4707.9	4618.8	4403.8	4158.3	3904.1
77.5°	1523.0	1599.0	2037.9	2982.9	3786.8	3682.5	3665.1	3495.6	3211.0	2935.1	2609.2
80°	779.9	834.3	1053.7	1559.9	2246.4	2142.1	2176.9	2040.0	1803.2	1603.3	1270.9
82.5°	186.8	199.9	310.7	604.0	973.3	890.7	903.8	799.5	662.6	541.0	419.3
85°	97.8	110.8	152.1	167.3	256.4	265.1	258.5	249.8	204.2	171.6	149.9
87.5°	0.0	0.0	0.0	4.3	2.2	0.0	2.2	0.0	0.0	2.2	4.3
90°	0.0	0.0	0.0	0.0	0.0	0.0	0.0	0.0	0.0	0.0	0.0



REPORT NUMBER: P228367

CATALOG NUMBER: ISS-AF-1200-LED-E1-SL4-7060

**CANDELA DISTRIBUTION (continued):**

	50°	52.5°	55°	57.5°	60°	62.5°	65°	67.5°	70°	72.5°	75°
0°	949.4	949.4	949.4	949.4	949.4	949.4	949.4	949.4	949.4	949.4	949.4
2.5°	979.8	975.5	979.8	966.8	973.3	962.4	966.8	955.9	960.3	951.6	953.8
5°	984.2	973.3	979.8	969.0	971.1	962.4	960.3	955.9	953.8	947.2	942.9
7.5°	973.3	964.6	962.4	958.1	951.6	953.8	945.1	942.9	936.4	936.4	923.3
10°	962.4	964.6	951.6	955.9	945.1	947.2	932.0	936.4	925.5	934.2	914.6
12.5°	971.1	973.3	962.4	969.0	949.4	953.8	940.7	947.2	932.0	942.9	919.0
15°	990.7	988.5	984.2	984.2	964.6	973.3	958.1	962.4	947.2	960.3	934.2
17.5°	1008.1	1005.9	999.4	997.2	984.2	986.3	971.1	979.8	962.4	973.3	947.2
20°	1027.6	1016.8	1014.6	1012.4	997.2	997.2	986.3	990.7	973.3	986.3	955.9
22.5°	1042.8	1034.1	1032.0	1023.3	1012.4	1016.8	1001.5	1003.7	986.3	999.4	973.3
25°	1066.7	1055.9	1055.9	1042.8	1036.3	1034.1	1025.4	1032.0	1014.6	1023.3	999.4
27.5°	1099.3	1075.4	1084.1	1071.1	1066.7	1064.6	1060.2	1064.6	1051.5	1058.0	1034.1
30°	1129.7	1099.3	1112.3	1095.0	1103.7	1095.0	1101.5	1095.0	1095.0	1095.0	1084.1
32.5°	1171.0	1134.1	1160.1	1134.1	1151.5	1138.4	1160.1	1147.1	1155.8	1153.6	1149.3
35°	1229.7	1186.2	1223.1	1188.4	1218.8	1201.4	1231.8	1225.3	1242.7	1234.0	1242.7
37.5°	1307.9	1262.3	1305.7	1273.1	1310.0	1284.0	1327.4	1323.1	1360.0	1347.0	1360.0
40°	1405.6	1373.1	1405.6	1381.7	1420.8	1410.0	1455.6	1457.8	1499.1	1492.5	1507.8
42.5°	1514.3	1490.4	1523.0	1509.9	1549.0	1557.7	1609.9	1622.9	1662.0	1672.9	1675.0
45°	1631.6	1627.2	1653.3	1666.3	1705.5	1731.5	1777.1	1809.7	1853.2	1877.1	1872.7
47.5°	1768.5	1785.8	1803.2	1835.8	1870.6	1924.9	1970.5	2011.8	2061.8	2077.0	2083.5
50°	1922.7	1953.1	1968.3	2014.0	2048.7	2116.1	2179.1	2231.2	2285.5	2279.0	2283.4
52.5°	2085.7	2124.8	2146.5	2200.8	2246.4	2324.6	2378.9	2428.9	2496.3	2478.9	2472.4
55°	2266.0	2324.6	2342.0	2402.8	2441.9	2522.3	2570.1	2657.0	2685.3	2667.9	2631.0
57.5°	2457.2	2526.7	2546.2	2628.8	2648.3	2735.2	2776.5	2835.2	2859.1	2830.8	2783.0
60°	2674.4	2737.4	2752.6	2826.5	2852.6	2932.9	2963.4	3015.5	3032.9	2963.4	2896.0
62.5°	2891.7	2956.8	2965.5	3030.7	3056.8	3126.3	3161.1	3191.5	3182.8	3080.7	2996.0
65°	3139.3	3202.3	3224.1	3289.2	3304.5	3356.6	3384.8	3350.1	3330.5	3176.3	3080.7
67.5°	3532.6	3599.9	3608.6	3623.8	3621.6	3595.6	3582.5	3463.0	3376.1	3091.5	2954.7
70°	4049.6	3999.7	3901.9	3788.9	3706.4	3558.6	3471.7	3226.2	3043.7	2724.4	2494.1
72.5°	4143.1	3980.1	3739.0	3545.6	3345.7	3113.3	2926.4	2554.9	2298.6	1964.0	1720.7
74°	3878.0	3613.0	3358.8	3087.2	2856.9	2518.0	2329.0	1859.7	1605.5	1266.6	971.1
75°	3558.6	3248.0	2961.2	2615.8	2400.7	1994.4	1816.3	1310.0	1055.9	751.7	506.2
77.5°	2270.3	1898.8	1625.1	1225.3	1058.0	730.0	534.4	332.4	245.5	215.1	186.8
80°	1018.9	725.6	575.7	397.6	332.4	254.2	215.1	173.8	158.6	139.0	132.5
82.5°	325.9	260.7	247.7	221.6	221.6	178.1	152.1	119.5	108.6	93.4	84.7
85°	141.2	132.5	136.9	126.0	128.2	97.8	78.2	58.7	58.7	41.3	36.9
87.5°	4.3	0.0	2.2	0.0	4.3	0.0	2.2	0.0	2.2	0.0	2.2
90°	0.0	0.0	0.0	0.0	0.0	0.0	0.0	0.0	0.0	0.0	0.0





REPORT NUMBER: P228367

CATALOG NUMBER: ISS-AF-1200-LED-E1-SL4-7060

**CANDELA DISTRIBUTION (continued):**

	77.5°	80°	85°	90°	95°	100°	102.5°	105°	107.5°	110°	112.5°
0°	949.4	949.4	949.4	949.4	949.4	949.4	949.4	949.4	949.4	949.4	949.4
2.5°	945.1	949.4	947.2	938.5	936.4	929.9	914.6	916.8	908.1	914.6	903.8
5°	936.4	934.2	925.5	914.6	903.8	890.7	879.9	875.5	866.8	862.5	856.0
7.5°	923.3	914.6	899.4	882.1	866.8	849.5	840.8	825.6	821.2	806.0	803.8
10°	919.0	903.8	886.4	864.7	838.6	812.5	810.4	784.3	782.1	758.2	751.7
12.5°	927.7	908.1	886.4	860.3	829.9	793.0	793.0	753.9	751.7	719.1	708.3
15°	945.1	921.2	892.9	862.5	823.4	777.8	775.6	730.0	725.6	686.5	673.5
17.5°	960.3	927.7	901.6	860.3	814.7	762.6	751.7	706.1	697.4	651.8	634.4
20°	971.1	934.2	903.8	856.0	799.5	738.7	723.5	675.7	656.1	610.5	586.6
22.5°	984.2	949.4	908.1	853.8	790.8	719.1	686.5	643.1	614.8	567.0	534.4
25°	1003.7	973.3	923.3	860.3	784.3	699.6	656.1	610.5	571.4	523.6	475.8
27.5°	1034.1	1003.7	945.1	869.0	782.1	680.0	632.2	575.7	527.9	475.8	421.5
30°	1077.6	1045.0	982.0	892.9	784.3	664.8	606.1	545.3	488.8	428.0	371.5
32.5°	1134.1	1108.0	1029.8	919.0	793.0	651.8	582.2	512.7	443.2	384.5	334.6
35°	1212.3	1194.9	1097.1	969.0	814.7	645.2	558.3	482.3	404.1	345.4	291.1
37.5°	1327.4	1303.5	1194.9	1040.7	849.5	640.9	541.0	445.4	371.5	308.5	262.9
40°	1473.0	1440.4	1310.0	1127.6	903.8	643.1	525.8	417.1	343.3	275.9	239.0
42.5°	1646.8	1599.0	1451.3	1234.0	958.1	647.4	517.1	391.1	321.5	249.8	221.6
45°	1842.3	1788.0	1618.6	1366.5	1036.3	658.3	510.5	369.3	302.0	230.3	210.7
47.5°	2033.5	1979.2	1790.2	1499.1	1116.7	677.8	514.9	356.3	288.9	219.4	197.7
50°	2220.3	2163.9	1942.3	1618.6	1186.2	703.9	532.3	358.5	286.8	215.1	191.2
52.5°	2385.5	2315.9	2072.6	1712.0	1236.2	721.3	547.5	365.0	288.9	212.9	189.0
55°	2550.6	2461.5	2176.9	1785.8	1266.6	723.5	547.5	367.2	291.1	212.9	186.8
57.5°	2674.4	2572.3	2257.3	1829.3	1277.5	712.6	534.4	356.3	278.1	210.7	182.5
60°	2752.6	2644.0	2313.8	1857.5	1262.3	667.0	464.9	315.0	245.5	195.5	169.5
62.5°	2817.8	2707.0	2331.1	1809.7	1134.1	530.1	362.8	256.4	204.2	173.8	156.4
65°	2833.0	2700.5	2209.5	1599.0	886.4	367.2	262.9	202.0	167.3	154.3	141.2
67.5°	2602.7	2444.1	1857.5	1251.4	604.0	252.0	195.5	165.1	143.4	136.9	132.5
70°	2116.1	1942.3	1360.0	819.1	336.7	176.0	149.9	136.9	123.8	123.8	117.3
72.5°	1364.4	1184.0	697.4	349.8	171.6	134.7	121.7	117.3	106.5	108.6	102.1
74°	697.4	543.1	284.6	184.7	141.2	119.5	108.6	106.5	95.6	97.8	91.2
75°	354.1	280.3	199.9	154.3	130.4	113.0	99.9	99.9	86.9	89.1	82.6
77.5°	165.1	158.6	136.9	121.7	110.8	95.6	82.6	80.4	67.3	71.7	63.0
80°	115.1	115.1	106.5	102.1	91.2	78.2	63.0	63.0	50.0	52.1	45.6
82.5°	65.2	60.8	60.8	69.5	71.7	58.7	45.6	43.5	36.9	36.9	30.4
85°	28.2	32.6	39.1	47.8	52.1	45.6	32.6	30.4	19.6	19.6	10.9
87.5°	0.0	2.2	2.2	4.3	8.7	8.7	0.0	4.3	0.0	2.2	0.0
90°	0.0	0.0	0.0	0.0	0.0	0.0	0.0	0.0	0.0	0.0	0.0



REPORT NUMBER: P228367

CATALOG NUMBER: ISS-AF-1200-LED-E1-SL4-7060

**CANDELA DISTRIBUTION (continued):**

	115°	117.5°	120°	122.5°	125°	127.5°	130°	135°	145°	155°	165°
0°	949.4	949.4	949.4	949.4	949.4	949.4	949.4	949.4	949.4	949.4	949.4
2.5°	908.1	897.3	903.8	892.9	897.3	886.4	890.7	884.2	877.7	869.0	866.8
5°	849.5	840.8	838.6	827.7	829.9	821.2	812.5	801.7	788.6	771.3	764.7
7.5°	784.3	782.1	766.9	760.4	751.7	743.0	727.8	710.4	684.4	660.5	645.2
10°	727.8	721.3	699.6	688.7	675.7	664.8	643.1	619.2	582.2	545.3	525.8
12.5°	680.0	671.3	643.1	630.0	610.5	597.5	571.4	541.0	488.8	436.7	412.8
15°	640.9	627.9	595.3	575.7	549.7	536.6	508.4	464.9	401.9	347.6	315.0
17.5°	595.3	577.9	543.1	519.2	493.2	469.3	441.0	395.4	323.7	273.7	241.2
20°	545.3	523.6	486.7	454.1	425.8	404.1	375.9	330.2	258.5	219.4	202.0
22.5°	493.2	458.4	425.8	397.6	365.0	343.3	315.0	273.7	219.4	197.7	191.2
25°	438.9	399.7	367.2	338.9	308.5	288.9	265.1	232.5	199.9	193.4	193.4
27.5°	384.5	345.4	315.0	286.8	260.7	247.7	225.9	204.2	189.0	191.2	193.4
30°	334.6	295.5	267.2	245.5	221.6	212.9	195.5	182.5	180.3	186.8	189.0
32.5°	291.1	256.4	230.3	212.9	193.4	189.0	173.8	167.3	173.8	182.5	180.3
35°	254.2	225.9	199.9	189.0	171.6	169.5	158.6	154.3	162.9	173.8	173.8
37.5°	225.9	199.9	180.3	171.6	158.6	156.4	147.7	143.4	149.9	165.1	169.5
40°	202.0	186.8	167.3	158.6	149.9	145.6	141.2	136.9	139.0	158.6	160.8
42.5°	186.8	176.0	158.6	154.3	143.4	141.2	134.7	130.4	132.5	147.7	154.3
45°	176.0	167.3	152.1	149.9	139.0	136.9	130.4	126.0	128.2	141.2	147.7
47.5°	167.3	158.6	145.6	141.2	134.7	132.5	128.2	123.8	123.8	136.9	143.4
50°	162.9	154.3	141.2	136.9	130.4	128.2	123.8	119.5	121.7	132.5	136.9
52.5°	160.8	149.9	139.0	132.5	128.2	123.8	119.5	115.1	117.3	128.2	132.5
55°	160.8	147.7	139.0	132.5	126.0	119.5	117.3	110.8	115.1	123.8	130.4
57.5°	160.8	147.7	139.0	132.5	128.2	121.7	117.3	113.0	115.1	123.8	130.4
60°	156.4	145.6	141.2	134.7	132.5	126.0	123.8	119.5	119.5	130.4	141.2
62.5°	149.9	143.4	141.2	136.9	136.9	132.5	132.5	128.2	128.2	141.2	152.1
65°	141.2	136.9	139.0	136.9	136.9	136.9	134.7	134.7	134.7	145.6	158.6
67.5°	132.5	130.4	132.5	132.5	134.7	132.5	134.7	132.5	132.5	143.4	156.4
70°	119.5	119.5	121.7	119.5	121.7	121.7	123.8	123.8	123.8	130.4	143.4
72.5°	104.3	102.1	104.3	102.1	106.5	102.1	106.5	108.6	106.5	108.6	115.1
74°	93.4	91.2	93.4	91.2	95.6	91.2	93.4	93.4	91.2	73.9	63.0
75°	84.7	82.6	84.7	82.6	86.9	82.6	86.9	84.7	80.4	54.3	52.1
77.5°	67.3	60.8	67.3	60.8	65.2	58.7	63.0	54.3	41.3	39.1	39.1
80°	50.0	43.5	47.8	41.3	39.1	30.4	32.6	30.4	28.2	30.4	30.4
82.5°	30.4	21.7	26.1	19.6	23.9	17.4	21.7	19.6	17.4	17.4	17.4
85°	15.2	10.9	15.2	8.7	13.0	8.7	10.9	10.9	6.5	6.5	6.5
87.5°	2.2	0.0	4.3	0.0	4.3	0.0	2.2	2.2	0.0	0.0	0.0
90°	0.0	0.0	0.0	0.0	0.0	0.0	0.0	0.0	0.0	0.0	0.0

REPORT NUMBER: P228367

CATALOG NUMBER: ISS-AF-1200-LED-E1-SL4-7060

**CANDELA DISTRIBUTION (continued):**

	175°	180°
0°	949.4	949.4
2.5°	860.3	862.5
5°	753.9	760.4
7.5°	636.6	640.9
10°	512.7	517.1
12.5°	395.4	399.7
15°	297.6	293.3
17.5°	228.1	223.8
20°	193.4	193.4
22.5°	189.0	186.8
25°	191.2	189.0
27.5°	191.2	189.0
30°	186.8	184.7
32.5°	180.3	178.1
35°	173.8	173.8
37.5°	169.5	171.6
40°	162.9	165.1
42.5°	156.4	158.6
45°	149.9	152.1
47.5°	143.4	143.4
50°	134.7	134.7
52.5°	132.5	132.5
55°	132.5	132.5
57.5°	136.9	136.9
60°	149.9	152.1
62.5°	176.0	178.1
65°	202.0	206.4
67.5°	204.2	210.7
70°	197.7	204.2
72.5°	136.9	136.9
74°	60.8	58.7
75°	52.1	50.0
77.5°	39.1	39.1
80°	28.2	26.1
82.5°	15.2	15.2
85°	4.3	4.3
87.5°	0.0	0.0
90°	0.0	0.0

(END OF REPORT)